

Scaled data based on original data using  
LM-79-08 Approved Method: Electrical and Photometric Measurements of Solid-  
State Lighting Products

Test Report Prepared for  
Cooper Lighting Solutions  
(formerly Eaton)

Brand: STREETWORKS

Report Number: P948506

Luminaire Tested: **GLAN-SB3C-750-U-5NQ**

Issue Date: 1/21/2025

**Test Information**

Test Method: LM-79-08  
Report Number: P948506  
TEST IS SCALED FROM IESNA LM-79-08 TEST DATA (G2-2411-289-18)  
Test Lab: INNOVATION CENTER  
Issue Date: 1/21/2025  
Manufacturer: COOPER LIGHTING SOLUTIONS (FORMERLY EATON)  
Product Line: STREETWORKS  
Catalog Number: GLAN-SB3C-750-U-5NQ  
Description: GALLEON AREA AND ROADWAY HIGH DENSITY LED LUMINAIRE  
(3) 70 CRI, 5000K, 615mA LIGHTSQUARES WITH 26 LEDS EACH AND TYPE V NARROW OPTICS  
Light Source: -  
Ballast/Driver: -

**Summary**

Lumens per Lamp: N/A  
Luminaire Lumens: 24911 lumens  
Efficiency: N/A  
Efficacy: 167.1 lumens/watt  
Luminous Opening: Rectangular (W 1' x L: 1' x H: 0')  
IES Classification: Type V - Short  
BUG Rating: B4 - U0 - G2

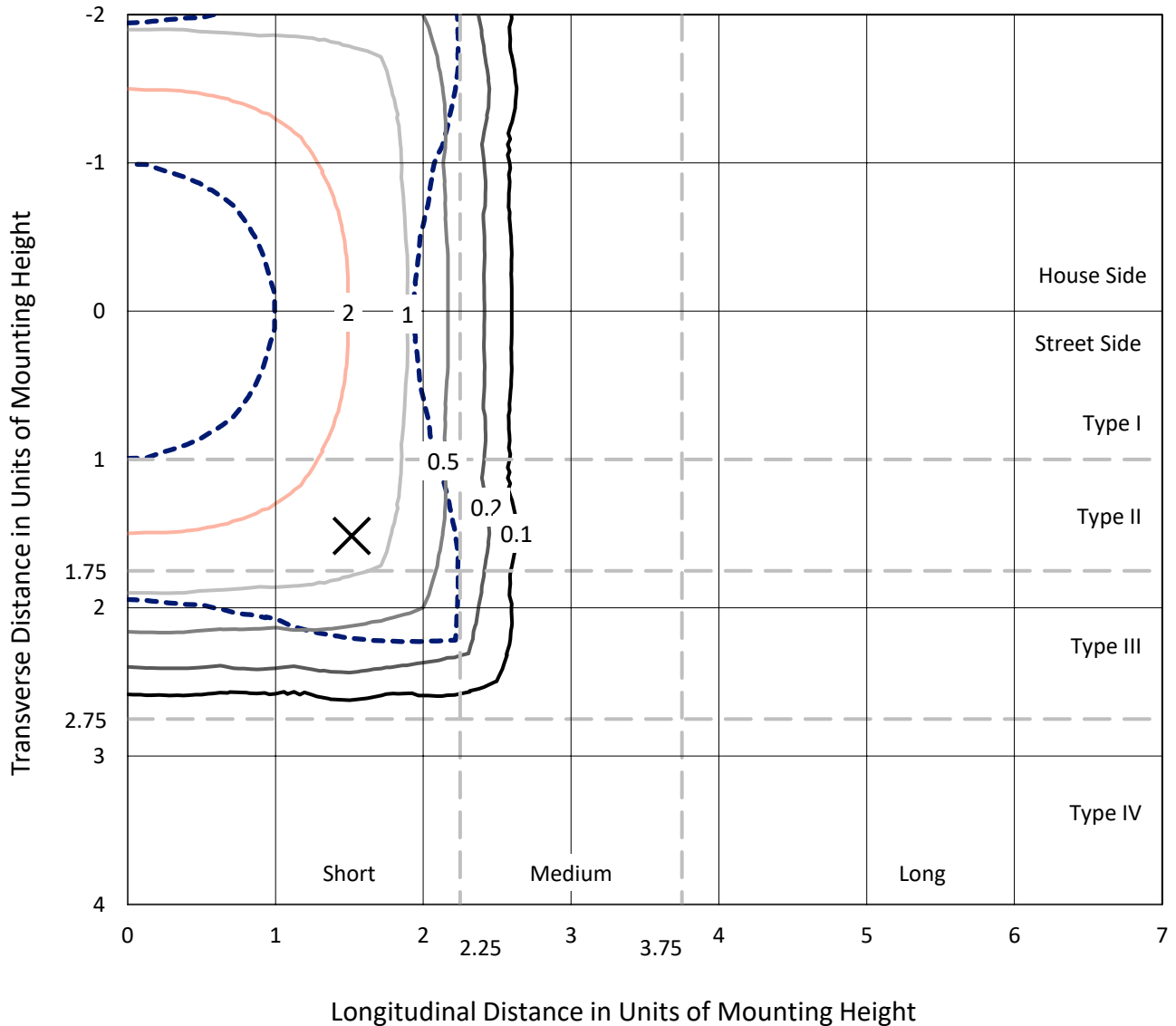
Input Watts (W): 149.1  
Input Voltage (V): NR  
Input Current (Ain): NR  
Voltage Rise (V): NR  
Power Factor: NR  
Total Harmonic Distortion (THDi): NR  
Frequency (hertz): 60  
Stabilization Time: NR  
Operation Time: NR  
Ambient Temperature (°C): NR  
Test Distance: 24 FT



REPORT NUMBER: P948506  
 CATALOG NUMBER: GLAN-SB3C-750-U-5NQ

### Iso-Footcandle Lines of Horizontal Illumination

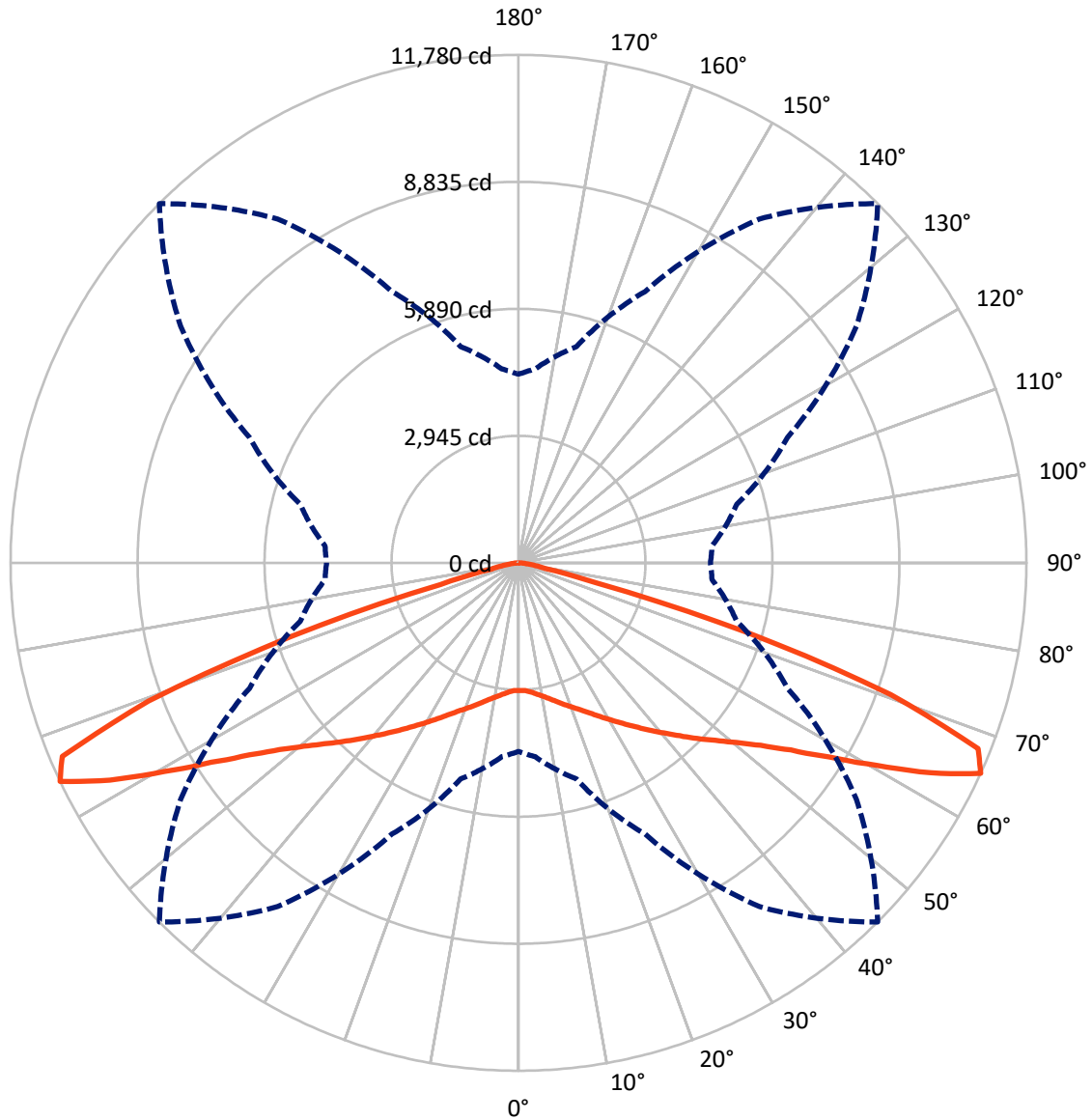
✕ Max cd  
 - - - 1/2 Max cd



Based on 25 foot mounting height. Maximum calculated value = 4.8 fc  
 Type V - Short - N/A

REPORT NUMBER: P948506  
CATALOG NUMBER: GLAN-SB3C-750-U-5NQ

### Luminous Intensity Polar Plot



— Vertical Plane Through 45-Deg Lateral      - - - Horizontal Cone Through 65-Deg Vertical

REPORT NUMBER: P948506  
 CATALOG NUMBER: GLAN-SB3C-750-U-5NQ

**FLUX DISTRIBUTION:**

		Downward	Upward	Total
<b>House Side</b>	Lumens	12455.5	0.0	12455.5
	% Fixture	50.0	0.0	50.0
<b>Street Side</b>	Lumens	12455.5	0.0	12455.5
	% Fixture	50.0	0.0	50.0
<b>Total</b>	Lumens	24911.0	0.0	24911.0
	% Fixture	100.0	0.0	100.0

**ZONAL LUMENS:**

Zone	Lumens	% Fixture
0°-10°	292.6	1.2
10°-20°	954.7	3.8
20°-30°	1802.6	7.2
30°-40°	2951.7	11.8
40°-50°	4576.7	18.4
50°-60°	6760.7	27.1
60°-70°	6435.6	25.8
70°-80°	1038.5	4.2
80°-90°	97.9	0.4
90°-100°	0.0	0.0
100°-110°	0.0	0.0
110°-120°	0.0	0.0
120°-130°	0.0	0.0
130°-140°	0.0	0.0
140°-150°	0.0	0.0
150°-160°	0.0	0.0
160°-170°	0.0	0.0
170°-180°	0.0	0.0
0°-90°	24911.0	100.0
0°-180°	24911.0	100.0

**Coefficient of Utilization**



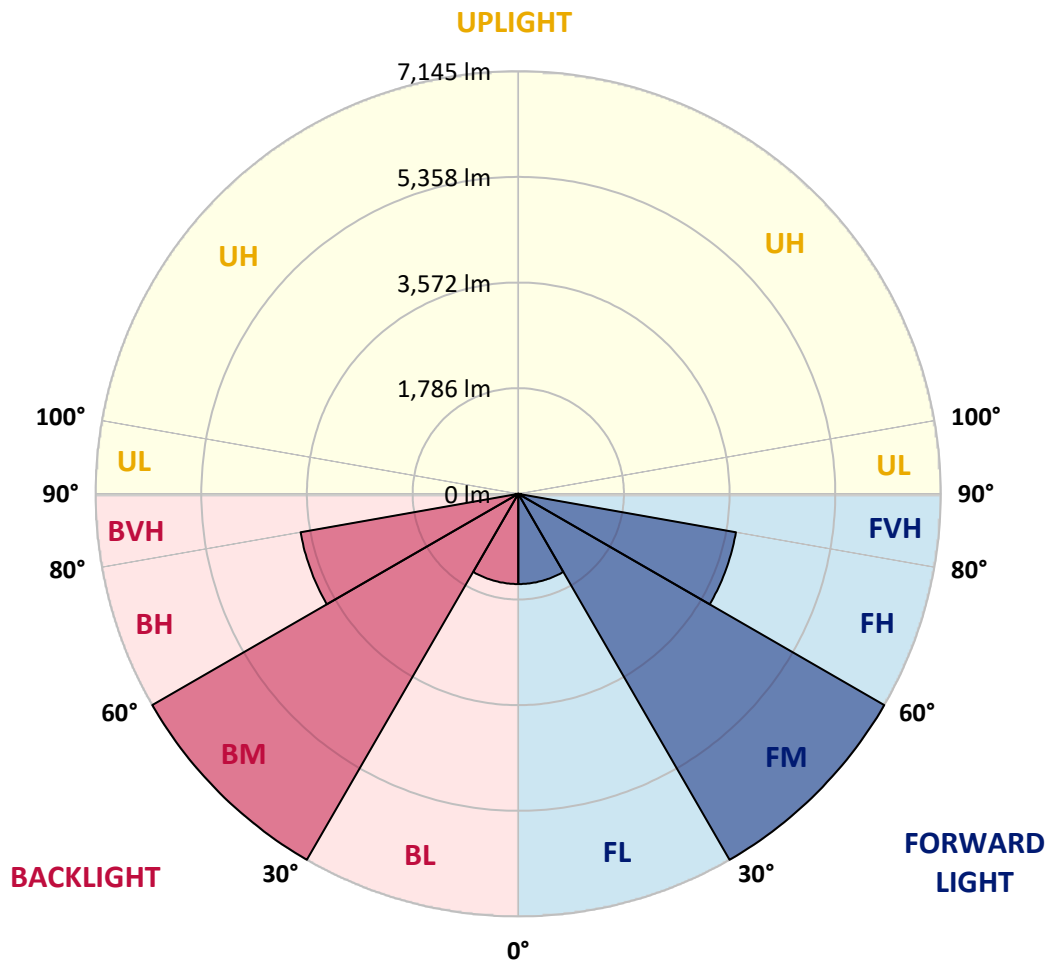
REPORT NUMBER: P948506  
 CATALOG NUMBER: GLAN-SB3C-750-U-5NQ

**LUMINAIRE CLASSIFICATION SYSTEM LUMEN TABLE AND BUG RATING:**

Zone	Lumens	% Fixture	Zone Rating/Lumen Limit		
			B	U	G
FL (0°-30°)	1525.0	6.1			
FM (30°-60°)	7144.6	28.7			
FH (60°-80°)	3737.0	15.0			G2/5000
FVH (80°-90°)	48.9	0.2			G1/100
BL (0°-30°)	1525.0	6.1	B3/2500		
BM (30°-60°)	7144.6	28.7	B4/8500		
BH (60°-80°)	3737.0	15.0	B4/5000		G2/5000
BVH (80°-90°)	48.9	0.2			G1/100
UL (90°-100°)	0.0	0.0		U0/0	
UH (100°-180°)	0.0	0.0		U0/0	

**BUG Rating: B4-U0-G2**

Type V Short



REPORT NUMBER: P948506  
 CATALOG NUMBER: GLAN-SB3C-750-U-5NQ

**CANDELA DISTRIBUTION (FULL):**

	0°	5°	15°	25°	35°	45°	55°	65°	75°	85°
0°	2964.7	2964.7	2964.7	2964.7	2964.7	2964.7	2964.7	2964.7	2964.7	2964.7
2.5°	2984.7	2974.7	2982.2	2975.9	2970.9	2965.9	2968.4	2977.2	2980.9	2982.2
5°	3024.7	3015.9	3019.7	3019.7	3010.9	3008.4	3009.7	3015.9	3023.4	3023.4
7.5°	3089.6	3080.9	3089.6	3084.6	3077.1	3074.6	3073.4	3078.4	3089.6	3089.6
10°	3168.4	3158.4	3163.4	3160.9	3152.1	3148.4	3147.1	3154.6	3164.6	3163.4
12.5°	3254.6	3243.4	3249.6	3242.1	3239.6	3235.9	3235.9	3234.6	3240.9	3235.9
15°	3350.9	3343.4	3345.9	3340.9	3344.6	3342.1	3332.1	3327.1	3329.6	3322.1
17.5°	3464.6	3447.1	3455.9	3453.4	3453.4	3458.4	3442.1	3435.9	3440.9	3433.4
20°	3595.8	3578.3	3582.1	3577.1	3570.8	3575.8	3555.8	3560.8	3564.6	3559.6
22.5°	3739.6	3717.1	3715.8	3718.3	3704.6	3705.8	3692.1	3704.6	3712.1	3698.3
25°	3887.1	3863.3	3879.6	3873.3	3855.8	3859.6	3849.6	3862.1	3868.3	3850.8
27.5°	4043.3	4027.0	4042.0	4045.8	4024.5	4039.5	4024.5	4035.8	4042.0	4015.8
30°	4225.8	4209.5	4223.3	4233.3	4208.3	4232.0	4219.5	4227.0	4228.3	4197.0
32.5°	4424.5	4399.5	4434.5	4439.5	4412.0	4440.7	4424.5	4434.5	4440.7	4398.2
35°	4667.0	4635.7	4675.7	4669.5	4645.7	4669.5	4654.5	4669.5	4684.5	4633.2
37.5°	4928.2	4895.7	4938.2	4926.9	4904.4	4920.7	4911.9	4921.9	4945.7	4890.7
40°	5215.6	5175.7	5233.1	5213.1	5191.9	5189.4	5194.4	5200.7	5231.9	5170.7
42.5°	5523.1	5480.6	5566.9	5535.6	5505.6	5485.6	5501.9	5514.4	5544.4	5475.6
45°	5874.3	5825.6	5938.1	5900.6	5853.1	5811.8	5838.1	5856.8	5900.6	5818.1
47.5°	6261.8	6206.8	6326.8	6315.5	6238.0	6148.0	6208.0	6261.8	6294.3	6194.3
50°	6640.5	6598.0	6755.5	6769.2	6674.2	6548.0	6631.7	6713.0	6721.7	6590.5
52.5°	6995.4	6952.9	7181.7	7267.9	7182.9	7032.9	7121.7	7204.2	7137.9	6967.9
55°	7279.2	7244.2	7535.4	7757.9	7786.6	7662.9	7715.4	7712.9	7495.4	7234.2
57.5°	7347.9	7342.9	7710.4	8181.6	8481.5	8496.5	8392.8	8127.8	7659.1	7307.9
60°	7035.4	7066.7	7571.6	8402.8	9202.7	9535.2	9086.5	8330.3	7472.9	6985.4
62.5°	6100.5	6183.0	6791.7	8132.8	9785.1	10730.0	9642.6	8022.8	6708.0	6071.8
65°	4372.0	4515.7	5188.2	6940.4	9732.6	11779.9	9562.6	6884.2	5238.1	4504.5
67.5°	1983.5	2129.8	2700.9	4752.0	8460.3	11494.9	8440.3	4801.9	2835.9	2137.3
70°	718.7	743.7	927.4	1902.3	5406.9	9158.9	5638.1	1916.0	986.1	792.4
72.5°	434.9	438.7	477.4	681.2	1878.5	5560.6	1958.5	703.7	487.4	432.5
75°	276.2	273.7	340.0	416.2	666.2	1876.0	698.7	416.2	338.7	308.7
77.5°	198.7	205.0	243.7	311.2	420.0	636.2	412.5	297.5	243.7	200.0
80°	148.7	152.5	177.5	242.5	295.0	396.2	262.5	220.0	183.7	125.0
82.5°	107.5	107.5	116.2	176.2	180.0	213.7	142.5	155.0	121.2	88.7
85°	63.7	62.5	72.5	105.0	93.7	78.7	65.0	95.0	76.2	55.0
87.5°	22.5	23.7	22.5	30.0	25.0	21.2	20.0	26.2	21.2	18.7
90°	0.0	0.0	0.0	0.0	0.0	0.0	0.0	0.0	0.0	0.0

(END C

90°
2964.7
2982.2
3023.4
3085.9
3160.9
3238.4
3323.4
3439.6
3570.8
3712.1
3870.8
4035.8
4215.8
4427.0
4664.5
4924.4
5190.7
5511.9
5860.6
6228.0
6606.7
6972.9
7242.9
7285.4
6928.0
6034.3
4450.7
2106.0
782.4
439.9
311.2
203.7
128.7
88.7
53.7
17.5
0.0

OF REPORT)